






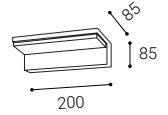
HUGO II








# HUGO II

## HUGO II

	#	W	K	lm	↻
    	5400154	9	3000/4000	540	-
	5400154DT	9	3000/4000	540	TRIAC
	5400154D	9	3000/4000	540	DALI/PUSH



## HUGO II IR

	#	W	K	lm	↻
    	5400254	9	3000/4000	540	-

