




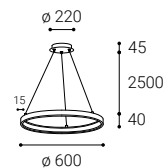
CIRO P-Z



CIRO 60 P-Z

CIRO 60 P-Z

	#	W	K	lm	↻
	3275151DT	40	3000/4000	2800	TRIAC
	3275151D	40	3000/4000	2800	DALI/PUSH




W

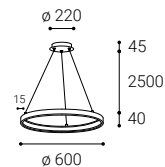
 160°
< 15 m²







CIRO 60 P-Z

	#	W	K	lm	↻
	3275153DT	40	3000/4000	2800	TRIAC
	3275153D	40	3000/4000	2800	DALI/PUSH




B

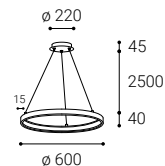
 160°
< 15 m²







CIRO 60 P-Z

	#	W	K	lm	↻
	3275157DT	40	3000/4000	2800	TRIAC
	3275157D	40	3000/4000	2800	DALI/PUSH



G

 160°
< 15 m²



Canopy



Canopy



Canopy






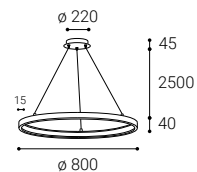
CIRO P-Z



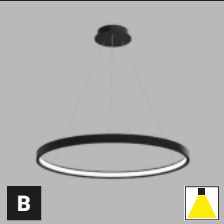
CIRO 80 P-Z

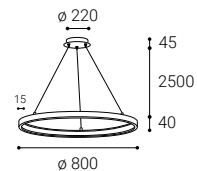
CIRO 80 P-Z

	#	W	K	lm	↻
	3275251DT	60	3000/4000	4200	TRIAC
	3275251D	60	3000/4000	4200	DALI/PUSH




CIRO 80 P-Z

	#	W	K	lm	↻
	3275253DT	60	3000/4000	4200	TRIAC
	3275253D	60	3000/4000	4200	DALI/PUSH



CIRO 80 P-Z

	#	W	K	lm	↻
	3275257DT	60	3000/4000	4200	TRIAC
	3275257D	60	3000/4000	4200	DALI/PUSH

