



TUBUS II





TUBUS II



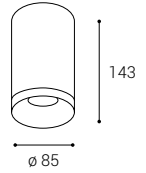
TUBUS II

TUBUS II A

#	W	K	lm	
1151021	9	2700	735	-
1151021DT	9	2700	735	TRIAC
1151021D	9	2700	735	DALI/PUSH
1150451	9	3000/3500/4000	735	-
1150451DT	9	3000/3500/4000	735	TRIAC
1150451D	9	3000/3500/4000	735	DALI/PUSH




W

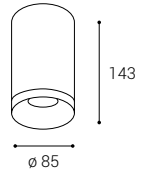


TUBUS II A

#	W	K	lm	
1151023	9	2700	735	-
1151023DT	9	2700	735	TRIAC
1151023D	9	2700	735	DALI/PUSH
1150453	9	3000/3500/4000	735	-
1150453DT	9	3000/3500/4000	735	TRIAC
1150453D	9	3000/3500/4000	735	DALI/PUSH



B

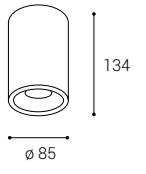


TUBUS II B

#	W	K	lm	
1151121	9	2700	735	-
1151121DT	9	2700	735	TRIAC
1151121D	9	2700	735	DALI/PUSH
1150551	9	3000/3500/4000	735	-
1150551DT	9	3000/3500/4000	735	TRIAC
1150551D	9	3000/3500/4000	735	DALI/PUSH




W

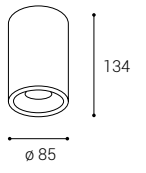


TUBUS II B

#	W	K	lm	
1151123	9	2700	735	-
1151123DT	9	2700	735	TRIAC
1151123D	9	2700	735	DALI/PUSH
1150553	9	3000/3500/4000	735	-
1150553DT	9	3000/3500/4000	735	TRIAC
1150553D	9	3000/3500/4000	735	DALI/PUSH



B








Recessed version

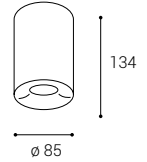









TUBUS II

TUBUS II C

	#	W	K	lm	
    	1151221	9	2700	735	-
	1151221DT	9	2700	735	TRIAC
	1151221D	9	2700	735	DALI/PUSH
	1150651	9	3000/3500/4000	735	-
	1150651DT	9	3000/3500/4000	735	TRIAC
	1150651D	9	3000/3500/4000	735	DALI/PUSH



TUBUS II C

	#	W	K	lm	
    	1151223	9	2700	735	-
	1151223DT	9	2700	735	TRIAC
	1151223D	9	2700	735	DALI/PUSH
	1150653	9	3000/3500/4000	735	-
	1150653DT	9	3000/3500/4000	735	TRIAC
	1150653D	9	3000/3500/4000	735	DALI/PUSH

