




NOLI II












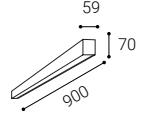
10

NOLI II P


NOLI II 90 P










	#	W	K	lm	
	1237951	15-30*	3000/3500/4000	1650-3300	-
	1237951DT	30	3000/3500/4000	3300	TRIAC
	1237951D	30	3000/3500/4000	3300	DALI/PUSH

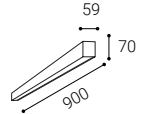













NOLI II 90 P











	#	W	K	lm	
	1237953	15-30*	3000/3500/4000	1650-3300	-
	1237953DT	30	3000/3500/4000	3300	TRIAC
	1237953D	30	3000/3500/4000	3300	DALI/PUSH

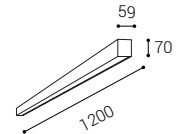













NOLI II 120 P











	#	W	K	lm	
	1238151	20-40*	3000/3500/4000	2200-4400	-
	1238151DT	40	3000/3500/4000	4400	TRIAC
	1238151D	40	3000/3500/4000	4400	DALI/PUSH
	1238151EM	20-40*	3000/3500/4000	2200-4400	-

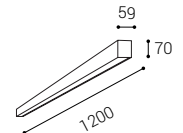













NOLI II 120 P

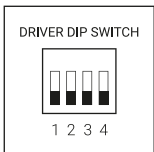
	#	W	K	lm	
	1238153	20-40*	3000/3500/4000	2200-4400	-
	1238153DT	40	3000/3500/4000	4400	TRIAC
	1238153D	40	3000/3500/4000	4400	DALI/PUSH
	1238153EM	20-40*	3000/3500/4000	2200-4400	-



* Adjustable power

Suspended version














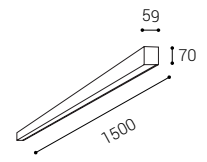


NOLI II P

NOLI II 150 P












#	W	K	lm	
1238251	40-60*	3000/3500/4000	4400-6600	-
1238251DT	60	3000/3500/4000	6600	TRIAC
1238251D	60	3000/3500/4000	6600	DALI/PUSH
1238251EM	40-60*	3000/3500/4000	4400-6600	-

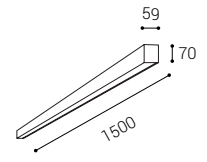














NOLI II 150 P



#	W	K	lm	
1238253	40-60*	3000/3500/4000	4400-6600	-
1238253DT	60	3000/3500/4000	6600	TRIAC
1238253D	60	3000/3500/4000	6600	DALI/PUSH
1238253EM	40-60*	3000/3500/4000	4400-6600	-





TRACK KIT

#	Type
7239001	ON-OFF/DT ZB/CS/TW



TRACK KIT

#	Type
7239003	ON-OFF/DT ZB/CS/TW



TRACK KIT

#	Type
7238801	D/DTW



TRACK KIT

#	Type
7238803	D/DTW



CONNECTOR

#
6239401

CONNECTOR

#
6239403

PRISMATIC DIFFUSER

#	Type
6239100	90
6239300	120
6239200	150

