












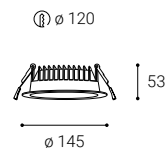
KAPA

# KAPA

## KAPA 14










#	W	K	lm	
2235251	12	3000/3500/4000	1350	-
2235251DT	12	3000/3500/4000	1350	TRIAC
2235251D	12	3000/3500/4000	1350	DALI/PUSH

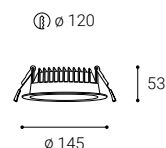












## KAPA 14










#	W	K	lm	
2235253	12	3000/3500/4000	1350	-
2235253DT	12	3000/3500/4000	1350	TRIAC
2235253D	12	3000/3500/4000	1350	DALI/PUSH

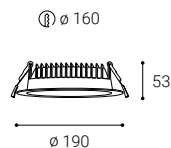












## KAPA 19










#	W	K	lm	
2235351	25	3000/3500/4000	2825	-
2235351DT	25	3000/3500/4000	2825	TRIAC
2235351D	25	3000/3500/4000	2825	DALI/PUSH

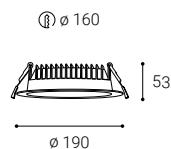












## KAPA 19

#	W	K	lm	
2235353	25	3000/3500/4000	2825	-
2235353DT	25	3000/3500/4000	2825	TRIAC
2235353D	25	3000/3500/4000	2825	DALI/PUSH



Ceiling version



p. 488

