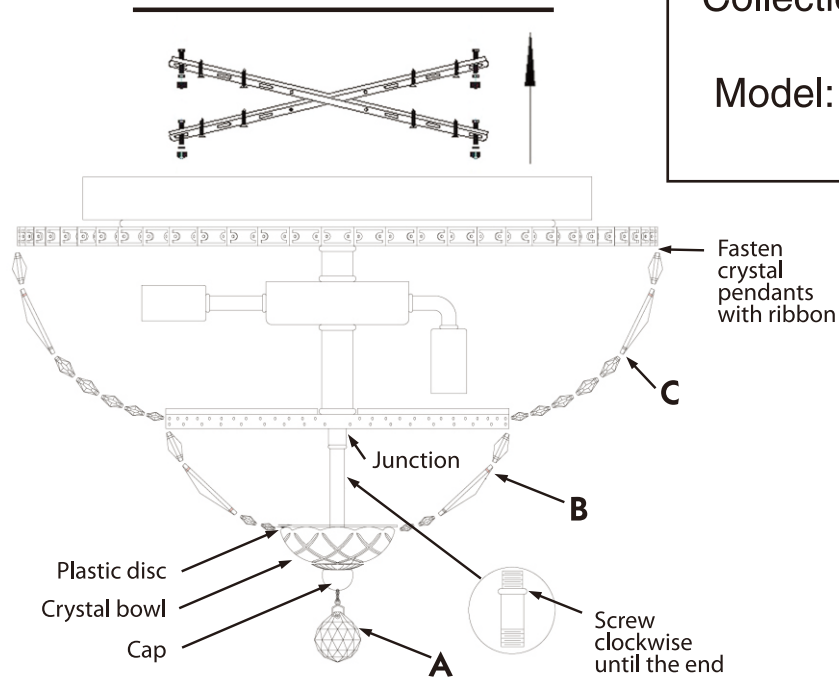
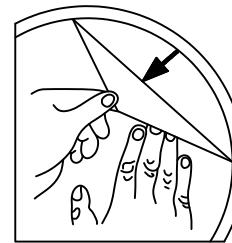


Instruction

Collection: Diamant crystal
Series: Basfor
Model: DIA100-CL-12-G
Pendant lamp



A=1
B=32
C=63



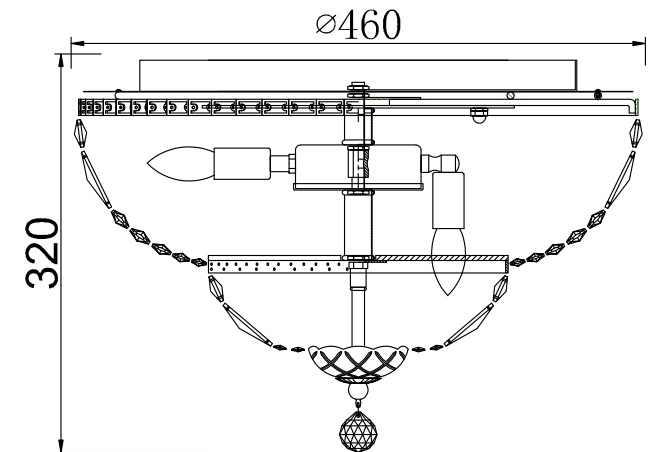
REMOVE COVER
BEFORE USING LAMP

Step by step action:
Place the chandelier.
Screw lamps (not included)
Check the chandelier - light on all lamps
Place the handset and Hang crystal ball (part A)
Place crystal pendants (part B)
Place crystal pendants (part C)

Place the handset firmly fix it.
Then put in the following sequence:
- plastic disc
- crystal bowl
- cap
- hang crystal ball (part A)



– Pendant lamp



12 x E14 (60w)

MAYTONI
DECORATIVE LIGHTING

www.maytoni.de